

# Tweed 15 Manual



Model: T15

[www.vintagesoundamps.com](http://www.vintagesoundamps.com)



## Specifications

Power Output	15 Watts
Output Tubes	2 - 6V6
Preamp Tubes	1 - 12AX7; 1 - 12AY7
Rectifier	1 - 5Y3
Controls	Control Panel: Tone. Volume. Volume. Tweed Channel Plexi Channel
Configurations	1x12 Cabinet
Colors	Lacquered Tweed Black Lacquered Tweed
Dimensions & Weight	Combination Amp: Height: 16.5" Width: 20.0" Depth: 10.0" Weight: 31 lbs





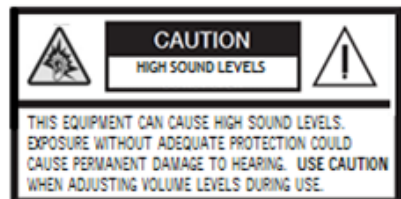
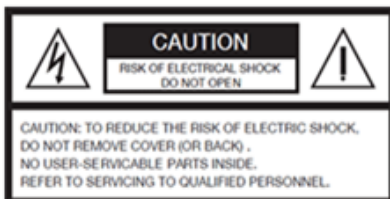
This symbol warns the user of dangerous voltage levels localized within the enclosure.



This symbol advises the user to read all accompanying literature for safely operating the unit

### Before Operating Read These Important Safety Instructions

- 1) Read these instructions.
- 2) Keep these instructions.
- 3) Heed all warnings.
- 4) Follow all instructions.
- 5) Do not use this apparatus near water.
- 6) Clean only with dry cloth.
- 7) Do not block any ventilation openings. Maintain at least one (1) foot of distance around all sides of amplifier. Do not block any ventilation openings with items such as newspapers, tablecloths, curtains, etc.
- 8) Do not install near any heat sources such as radiators, heat registers, stoves, or other apparatus (including amplifiers) that produce heat.
- 9) Do not defeat the safety purpose of the polarized or grounding-type plug. A polarized plug has two blades with one wider than the other. A grounding type plug has two blades and a third grounding prong. The wide blade or the third prong is provided for your safety. If the provided plug does not fit into your outlet, consult an electrician for replacement of the obsolete outlet.
- 10) Protect the power cord from being walked on or pinched particularly at plugs, convenience receptacles, and the point where they exit from the apparatus.
- 11) Only use attachments/accessories specified by the manufacturer.
- 12) Use only with the cart, stand, tripod, bracket, or table specified by the manufacturer, or sold with the apparatus. When a cart is used, use caution when moving the cart/apparatus combination to avoid injury from tip-over.
- 13) Unplug this apparatus during lightning storms or when unused for long periods of time.
- 14) **CAUTION: Damage Requiring Service:** Unplug this product from the wall outlet and refer servicing to qualified service personnel under the following conditions: (a) When the power-supply cord or plug is damaged; (b) If liquid has been spilled, or objects have fallen into the product; (c) If the product has been exposed to rain or water; (d) If the product does not operate normally by following the operating instructions. Adjust only those controls that are covered by the operating instructions. Improper adjustment of other controls may result in damage and will often require extensive work by a qualified technician to restore the product to its normal operation; (e) If the product has been dropped or damaged in any way; (f) When the product exhibits a change in performance - this indicates a need for service. • Replacement Parts: When replacement parts are required, be sure the service technician has used replacement parts specified by the manufacturer or have the same characteristics as the original part. Unauthorized substitutions may result in fire, electric shock, or other hazards.
- 15) Avoid placing any liquids on or near the amplifier that may splash or drip such as those contained in bottles, cans, glasses, etc.
- 16) Vintage Sound amplifiers are capable of producing very high sound pressure levels which can cause temporary or permanent hearing damage dropped.







Vintage Sound Amps, Inc.  
www.vintagesoundamps.com

**CE**

## **EC/EU DECLARATION OF CONFORMITY**

We declare that the Tweed 15 is designed in conformity with the European Directives:

2014/30/EU	EMC Directive of 26 February
2011/65/EU	RoHS Directive of 8 June 2011
2014/35/EU	Electrical equipment designed for use within certain voltage limits

This declaration certifies compliance with the indicated directives but implies no warranty of properties. The safety instructions of the accompanying document shall be observed. This declaration of conformity is issued under the sole responsibility of the manufacturer.

Dated: 01/01/2019

*Ricky L Hayes*

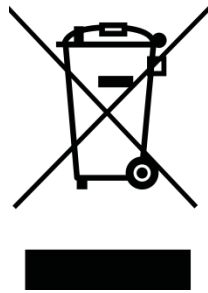
---

Rick Hayes, President  
VINTAGE SOUND AMPS, INC.

MODEL: \_\_\_\_\_

SERIAL NUMBER: \_\_\_\_\_

INPUT VOLTAGE: \_\_\_\_\_



MADE IN USA





